

## We're Here to Help

As a Selective customer, you also have access to our Safety Management Property Technical Specialists as part of the service provided with your policy. Our Safety Management Specialists can help you develop and implement safety management solutions to monitor, maintain and prevent damage to your sprinkler system.

For more information on preventing winter losses due to building sprinkler systems, talk to your agent or your Selective Safety Management Specialist today.

*mm  
11/16/12*



**Safety Management**  
Solutions for a safer workplace®

**SELECTIVE®**


Response is everything.

[www.selective.com](http://www.selective.com)


©2010 Selective Ins. Group, Inc. (Branchville, NJ). "Selective" insurers include: Selective Ins. Co. of America, Selective Ins. Co. of New England, Selective Ins. Co. of N.Y., Selective Ins. Co. of S.C., Selective Ins. Co. of the Southeast and Selective Way Ins. Co. Insurers and products available vary by jurisdiction. These descriptions are summaries and not offers to sell insurance; the actual policies show complete coverage, exclusions and limitations details. Policy issuance is subject to underwriting approval.

SI-10-276

(11/10)



**Sprinkler Systems  
Preventing Winter Losses**



Response is everything.

**Impaired fire protection.  
Damaged property. Costly  
sprinkler system repairs.  
Loss of income during  
business downtime.**

During the winter season, many businesses slow down and as a result, lower the heat in their facilities to conserve money. Sprinkler fire suppression systems are especially vulnerable to these cold temperatures, and a burst pipe can lead to extensive water damage and downtime.

### Selective's Winter Weather Tips

Damage to your business' sprinkler fire suppression systems can be easily avoided if systems are maintained properly. Just follow these simple tips from Selective's Winter Weather Checklist to prevent these devastating winter losses from happening to you.

#### You Could Be At Risk

Damaged insulation material, cracks and penetrations of masonry walls, and improperly maintained heating systems...these possible sources of freezing temperatures can seriously affect the integrity of your sprinkler protection system.

If your sprinkler system is exposed to cold temperatures, cracks and leaks – as small as an eighth of an inch – your frozen sprinkler pipes can release hundreds of gallons of water in a day.

**Here are some simple things you can do to protect your business from these damages:**

- ✓ Set and operate your thermostats in sprinkler areas of the building at or above 40° F
- ✓ Close the doors and windows leading to heated sprinkler system areas
- ✓ Maintain adequate fuel supply for the heat source
- ✓ Seal any cracks or openings that could admit cold air


### Protect Your Dry Sprinkler System

The piping in your dry sprinkler system is also susceptible to freezing - even though the pipes contain air.

Faulty inspection, inadequate drainage after maintenance, and air pressure drops in the system during cold weather...any of these changes can cause water to enter the dry pipe system. Dry system valve assemblies are another possible source of leaks if they are not heated as required.

**Here are some simple tips on maintaining your dry sprinkler systems in good condition:**

- ✓ Properly set your dry pipe valves and maintain appropriate air pressure through regular inspection and testing by a qualified sprinkler contractor
- ✓ Maintain your heating system in proper working condition
- ✓ Make sure no water is trapped in your dry sprinkler system and drain low points



**Safety  
Management**

Solutions for a safer workplace®